



CONTENTS

Beyond Better	02
Refinement	04
Vision Touch/SRide Sys	06
Power & Performance	08
Construction	10
2013 Wake Boats	12
Launch 242	14
SA 350-550	16
Launch 22V	18
Launch 21V	20
Ownership	22
Worlds Edition	24
Events/Team	26
Rockstar/Colors	28
Features & Options	30



SUPRA BOATS BEYOND BETTER

02 We do not measure the success of Supra Boats against anyone but ourselves. We are not concerned with being better than the next wake boat manufacturer. Our goal is to continually improve the boats. From interior and exterior design

to ride, wakes and handling performance to the team that puts it all together, Supra boats are beyond better. Buzz Brand of the Year, seven consecutive Excellence in Customer Service Awards and an Innovation Award say a lot. But we are

focused beyond recognition on a path toward refinement. There is no finish line in our minds. We are continually pushing for beyond better results and there is no better example of that drive than the new 2013 Supra wake boats.

ELEVATE YOUR EXPECTATIONS. ENERGIZE YOUR SOUL.

Supra raises the standards of refinement with innovative interior amenities that create extreme luxury tempered by intuitive design. Elegantly functional features like Supra's new E-Boost equipped racing-style driver's seat marries comfort and convenience with high performance. Versatile passenger relaxation like Triple-up Seating with a flip-up lean

back in the lounge and a 36-can relocatable stay-cold AO Cooler continue the usability without compromising interior look, capacity or comfort. The standard 10-speaker Clarion-Polk Sound System can be controlled with an ergonomically positioned remote at the dash, through the media screen of the VISION Touch, with a remote mounted in a lounge side panel or

at the head unit in the passenger-side glove-box. Easy-access tune control is an understatement. Supra furthers the interior feast for the senses with LED Mood Lighting and the plush feel of Syntec's resilient NANO Block Technology vinyl (NBT). Supra has raised standards to luxury.





VISUALIZE THE ULTIMATE RIDE AND TOUCH IT.

Tap VISON's brilliant 7-inch display to manage everything from Rider Profiles to Zero Off. Watch full-screen video. Control cockpit, storage, navigation and available underwater LEDs. Set and recall your driving preferences with new Driver Presets. Navigate the VISION Touch through the screen or 10-button border. Customize the screen look and pick your brightness. Finally, at days end, let built-in GPS pilot you back to the dock.



The Supra Ride System (SRS) integrates performance features to maximize wake riding performance in every Supra boat. The patented easy-fold design of the Roswell S-Bend Tower, or Pro Edge Tower on the SA, joins Supra's expandable Flex and/or Liquid Lead Ballast with the wake-shaping Smart-Plate to create ideal wakes for every level of rider. Zero Off speed control and the unaffected wakes under Supra's new PURE Surf swim platform finish this perfect ride. The all-new VISION Touch dash brings all of this function to your finger tips with 16 programmable Supra Rider Profiles.





Supra performance is something you feel on the water. Model-specific hull design creates the perfect ride, handling and wakes for each Supra boat. The new Precision Rudder plunges deeper into the water for low and high speed maneuvering you can command with finger tips. Rack and pinion steering furthers this superior control. New Dorsal Tracking Fins on the SA350-550 hold a rock solid line and act as an amazing pivot point in tight turns.




Supra Boats are pushed by the world's premier inboard power, Indmar. Just like Supra is dedicated to continuous improvement, our engine partner is fueled by this same charge. Exclusive engines like the jointly developed Innovation Award-winning Supra 345 Surf Engine (345 hp), standard in all 2013 Supra boats, help propel Supra beyond the competition. The available 450 horse power LS3 and the 550 horse power LSA leave no doubt who offers superior power.

FEEL THE POWER OF REFINED PERFORMANCE.



The Supra Boats construction difference is a collective drive for continuous improvement. This charge is not just a top-down attitude. All employees from the production floor up take pride in process and product innovation. Improvement suggestions are encouraged and rewarded at all employment levels. It is a team effort and the boats reflect this group determination. From the

extra effort in digital design, to artisan gel coat application to the perfectly measured skin coat application, to the strength of through-bolted hull hardware, to the structural integrity of the hull and deck shoebox fit to the double water test of each boat to the execution of codeveloped systems like the S-Bend and Pro Edge Roswell Towers. Supra boats are way beyond better built.



WAY
BEYOND
BEING
BETTER
BUILT





*LUXURY PERFORMANCE
WAKE BOATING REVEALED.*

A LUXURY RIDE TO PRO WAKES.

14 | LAUNCH 242

Overall Length w/o Platform: 24' 1" | Width (Beam): 102" | Draft: 26" | Weight - Boat only: 4,000 lbs | Passenger: 15 | Fuel: 68 gals | Ballast: 2,200 lbs | Engine - Electronic Fuel Injection: 345 HP V-8



Whether you're looking for a luxury ride to dinner or pro-level wakes, the 2013 Launch 242 takes you there. Deep seating for 15 draped in multi-textured Syntec NBT vinyl line the inside. Large LED-lit storage areas have room for everything including the stay-cold 48-can Supra Boats branded soft-sided AO Cooler. The Indmar 345 Surf engine cranks out 370 lb-ft of torque, Flex ballast swells to 2200 pounds, SmartPlate refines shape and wakes Launch. Control the performance with the new VISION Touch dash and save wake settings in as many as 16 unique Rider Profiles. The 242 is the ride of your life no matter where you're headed.



15



SHOCK AND AWE.

This new Supra SA350, SA450 and SA550 combine shocking wakes, precise handling and an awesome interior. It attacks the water with 350-550 horses of Indmar power, depending on your engine choice, pro hull design and precision underwater gear. Snap-out carpet covers a fiberglass floor for a quiet convenient base to a plush interior. The new Barrage Front End projects attitude and protects with interior comfort, while the Battle Prep Transom prepares world-class riders for action. 900 pounds of Liquid Lead ballast, a loaded Roswell Pro Edge Tower and 1,300-pounds of available Flex ballast wake-up dreams of going pro. SA can only mean shock and awe.



16



SA350-550 | 17

Overall Length w/o Platform: 22' 6" | Width (Beam): 100" | Draft: 26" | Weight - Boat only: 4,300 lbs | Passenger: 10 | Fuel: 50 gals | Ballast: 2,200 lbs | Engine - Electronic Fuel Injection: 345 HP-SA350

YOUR SILVER BULLET FOR SHOOTING THE CURL.



18 | LAUNCH 22V

Overall Length w/o Platform: 22' 6" | Width (Beam): 100" | Draft: 25" | Weight - Boat only: 3,800 lbs | Passenger: 13 | Fuel: 50 gals | Ballast: 1,950 lbs | Engine - Electronic Fuel Injection: 345 HP V-8



This 22.5-footer welcomes 13 with interior luxury and versatile wake sport performance. The Launch 22V brings resilient multi-textured Syntec NANO Block vinyls together with Gore Tenara thread and triple density foam construction. The trip from the lounge to the swim step is worry-free with a fiberglass step seat and transom walkacross. The wakes are multi-discipline and pro caliber. Control your curl and your ramps with cockpit switching or the VISION Touch. The 22V slices through rough water with flat precise turns. Playpen or walk-through bow, the Launch or Sunsport 22V will fit your wake boating lifestyle.



19



The Launch 21V cranks wakes for pros like Taylor McCullough, but has the versatility to dial them back for beginners. Supra's Rider Profiles, can be tailored to skills. The wake-shaping Smart Plate, 1950-pound Flex ballast and Zero Off work together to customize wakes. Deep lounge seating of the new luxurious 21V interior comforts with supportive 4" bolsters and tough multi-textured vinyl designs. The new swivel racing-style driver's seat with E-Boost electronic height adjust and Warm-up Seat heat, Supra-charges the driving experience. The Double-up Seating in the Launch adds a flip-up lean-back to the observer's seat and the playpen. Bring a bag of chips, the 21V is all that.



ALL THAT AND A LAKE FULL OF WAKES.

LAUNCH 21V | 21

Overall Length w/o Platform: 21' 4" | Width (Beam): 99" | Draft: 25" | Weight - Boat only: 3,600 lbs | Passenger: 12 | Fuel: 50 gals | Ballast: 1,950 lbs | Engine - Electronic Fuel Injection: 345 HP V-8

DON'T WASTE A
MINUTE OF GOOD TIMES.



22 | OWNERSHIP




We understand that your time together is valuable and strive to maximize your enjoyment on the water. We accomplish this with a refined well appointed interior and professional level performance that is built to last. If things go wrong Supra Boats' 7-time award-winning customer service, new 3-year warranty and Limited Lifetime warranty kick in. The Supra ownership experience continues with videos, information and gear supra boats.com. Keep in touch on Facebook or on Twitter. Sign-up for enews and enjoy Supra good times even off the water.



23

Official towboat of the Rockstar Energy Drink WWA Wakeboard World Championships, the World's Edition is available on any 2013 Supra model. The World's Edition Package takes an amazingly equipped Supra boat and raises it to world-class pro tournament levels. Exclusive World's Blacked-out or Contrast metal flake gel coat schemes join military-style graphics, a Blacked-out "Supra", a custom swim step

pad and underwater lights with strobe for a distinct exterior look. The World's Edition also pumps up the volume with a Polk Subwoofer and dual batteries with onboard charger. The World's Boatmate trailer is over the top with a tandem axles, 18" premium wheels and spare, two tone fenders, aluminum step plates, illuminated laser cut steps, flush-mount clear LEDs, transom steps and transom straps.






Debuting at Prairie Springs Park in Pleasant Prairie, Wisconsin, the Rockstar Energy Drink WWA Wakeboard World Championships, presented by Supra Boats went off at Lake Andrea on August 16-19. More than 200 professional and amateur wakeboarders and wakeskaters from across the globe competed in the 19th annual invitation-only event for a shot at a world title. Supra Boats also toured the country towing INT League Events in 2013. Also known as "the little league of water sports," INT holds a special place in our hearts and behind Supra boats. Supra's pulling for amateurs and pros at the best events in the world. Come along for the ride!



Reed Hansen

Trevor Hansen

Austin Hair



Taylor McCullough

Jacob Valdez

Arnie Watkins



WAKE SPORTS
WORLD
DOMINATION



Bradley Teunissen


Sam Brown

Cory Teunissen

CHARACTER COUNTS WINS ACCUMULATE
The Supra Boats Pro Team is much more than a group of sponsored athletes. They are our family. We are fans of them as people and teammates as much as professional competitors. They are dedicated ambassadors of the boat brand that helps them win, but more importantly they represent Supra Boats with poise and character. That is a big reason why they continue to succeed in their sports. We couldn't be more proud to be part of Team Supra Boats!



We partnered with the industry's highest octane energy drink, Rockstar, to build an over-the-top wake boat. The active wake riding fuel Rockstar Energy Drink brings to the water is complimented by the relentless refinement and performance of Supra boats. This synergy is obvious even at first glance of the Rockstar Supra 242. From the head-turning exterior graphics, to the Supra/Rockstar-branded interior, this 24-footer is in the spotlight on any lake. Just ask Rockstar Energy and Team Supra Wakeskater Reed Hansen. Be on the lookout for your opportunity to own this Supra Star.



**SUPRA
STAR
ROCKIN**



SA COLOR DIAGRAM



21V COLOR DIAGRAM




22V COLOR DIAGRAM



242 COLOR DIAGRAM

*The H4 color area can be colored independently if the "CUSTOM" gel coat option is chosen, additional charge applies.

**Metal Flake available on Upper Accent, Custom, Main and Lower Accent color areas. Additional fees apply.



LAUNCH



SUNSPORT

PLATINUM	GUNMETAL METAL FLAKE**	FIRE RED METAL FLAKE	ROYAL BLUE METAL FLAKE	EMERALD GREEN METAL FLAKE	
WHITE					
SILVER METAL FLAKE	INTENSE GREEN	CHARCOAL	REUBEN	FOSSIL	FIRE RED
SUNDANCE YELLOW	BLACK	CELESTIAL BLUE	ATOMIC ORANGE	PACIFIC	BRITTANY



345 SURF



LSA



LS3

345 Surf: This 5.7 liter 345 horsepower engine is exclusive to Supra Boats, standard in all 2013 models and built to protect itself from the rugged wake sports it powers day after day. An air-oil separator device adapts the engine to your driving style or let's say watersports lifestyle to prevent oil induction into the PCV. The industry's only "surf" engine was engineered to take full advantage of its 345 horses and 370 lb-ft of torque for astonishingly quick yet silky smooth acceleration in even the worst marine conditions. The 345's amazing performance earned it the International Boatbuilders Exhibition (IBEX) Innovation Award. Experience engine performance that is beyond better in the 2013 Supra model line.

LSA: The 6.2 liter 550 horsepower LSA is the first production supercharged Gen-IV small block engine for the marine industry and is the same 6.2L Supercharged LSA that powers the world's fastest production sedan, The Cadillac CTS-V, also powers the pro riders' choice SA550. The 6.2L SuperCharged LSA V-8's credentials speak for themselves; however, with 545 lb-ft of torque at 4000 rpm, the LSA leaves the competition behind with its perfect blend of high-rev horsepower and low-rev torque. Pro Athletes have stated that the power from the LSA is creating wakes larger than what was possible in the past and as a result riders are getting more air than ever before. The LSA is changing the game.

LS3: The 6.2 liter 450 horsepower big-bore, powered-up new generation LS3 powers the all new Camaro and is now available in your Supra boat. This engine offers optimum breathing via large valves and high-flow cylinder-heads sourced from the monster 7.0-litre LS7 racing 'Vette engine. The LS3 delivers a great balance of performance and efficiency. The Indmar engineering team used years of development experience to optimize flow efficiency to build power and improve fuel economy.

	SA350, 450, 550	Sunsport 21V	Sunsport 22V	Sunsport 242	Launch 21V	Launch 22V	Launch 242
EXTERIOR							
Stainless Steel Rubrail, Charcoal	S	S	S	S	S	S	S
Stainless Steel Rear Grab Handle	S	S	S	S	S	S	S
Stainless Steel Cast Pop-Up Cleats (4 total)	S	S	S	S	S	S	S
Stainless Steel Platform Brackets	S	S	S	S	S	S	S
Removable Fiberglass Platform w/ Custom SeaDek Non-Skid	S	S	S	S	S	S	S
INTERIOR							
Safety-Glass Stainless Header Curved Walk-Thru Windshield	S	S	S	S	S	S	S
Syntec® Knit-Back 360 Stretch Vinyl w/ NBT™ Stain Resistant Topcoat	S	S	S	S	S	S	S
Vinyl Wrapped Front Opening Glovebox w/ Billet Aluminum Door	S	S	S	S	S	S	S
Vinyl Wrapped Dash w/Billet Aluminum Gauge Bezel	S	S	S	S	S	S	S
Hand Covered Vinyl Accents throughout interior (Black on Black)	S	NA	NA	NA	NA	NA	NA
Syntec Deep Pile Fast Dry Trackless Carpet (Sterling or Suede)	NA	S	S	S	S	S	S
Syntec Sterling Snap - In Carpet Liner	S	NA	NA	NA	NA	NA	NA
Soaker Storage with nonskid lined rear storage areas	NA	S	S	S	S	S	S
Soaker Storage with nonskid lined storage areas throughout	S	NA	NA	NA	NA	NA	NA
Interior LED Accent Lighting	S	S	S	S	S	S	S

	SA350, 450, 550	Sunsport 21V	Sunsport 22V	Sunsport 242	Launch 21V	Launch 22V	Launch 242
INTERIOR							
Stainless Steel Interior Hand Rails	S	S	S	S	S	S	S
Stainless Steel Beverage Holders	20	12	16	16	10	14	14
Storage Area Lighting	S	S	S	S	S	S	S
The Basement In-Floor Oversized Storage Locker	NA	NA	NA	NA	S	S	NA
In-Floor Storage Locker	NA	S	S	S	NA	NA	NA
Rear Storage w/ Gas Assist Shocks	S	S	S	S	S	S	S
Walk Across Sundeck	S	S	S	S	S	S	S
Built-In Console Cooler	NA	NA	NA	S	NA	NA	S
Removable Soft Sided AO Cooler	S	S	S	S	S	S	S
Removable Trash Receptacle	S	NA	NA	NA	NA	NA	NA
Walk-Thru Seating and Storage	S	S	S	S	NA	NA	NA
Playpen Seating and Storage	NA	NA	NA	NA	S	S	S
Double-Up Flip-Up Playpen Seats	NA	NA	NA	NA	S	S	S
Triple -Up Flip-Up Cockpit Seats	S	NA	S	S	NA	S	S
Battle Prep Transom Seating	S	NA	NA	NA	NA	NA	NA
Flipped-Out Hinged Cushions	2	NA	NA	NA	NA	NA	NA
DRIVER'S AREA							
Supra VISION Touch System (GPS Mapping, Integrated Switching, Presets)	S	S	S	S	S	S	S
Racing-Style Adjustable Driver's Seat w/ Swivel	S	S	S	S	S	S	S
Electric E-Boost Height Adjustable Driver's Seat	S	S	S	S	S	S	S
Rise-R Driver Seat Elevation System (Flip-up Bolster)	S	S	S	S	S	S	S
Extended Mirror Arm with Cipa™ Extreme Tournament Mirror	S	S	S	S	S	S	S
12-Volt DC Receptacle	4	3	3	3	3	3	3
SAFETY							
Inland Navigation Lighting	S	S	S	S	S	S	S
Safety Lanyard - Emergency Engine Shut Off Switch	S	S	S	S	S	S	S
Center T-Handle Drain & Rear Drain	S	S	S	S	S	S	S
Fire Extinguisher	S	S	S	S	S	S	S
Electronic Auto Bilge Pump System w/ Screen	S	S	S	S	S	S	S
Bilge Blower	S	S	S	S	S	S	S
Through-Hull horn	S	S	S	S	S	S	S
INTERIOR OPTIONS							
Bow Filler Cushion (Walk-thru only)	S	O	O	O	NA	NA	NA
Walk-through Screen (Snap-in)	NA	O	O	O	NA	NA	NA
Walk-Through Windscreen w/ Logo Design (Slide-in)	S	NA	NA	NA	NA	NA	NA
Two-Tone Handcovered Vinyl Accents (6) Color Choices	O	NA	NA	NA	NA	NA	NA
Snap-In Carpet w/ Logo Design (Sterling)	O	NA	NA	NA	NA	NA	NA
Snap-In Kono Floor Liner	O	NA	NA	NA	NA	NA	NA
WORLD'S PACKAGE							
Special Black Base or White Base Gel Pattern & Custom Graphic *	O	O	O	O	O	O	O
OTHER APPEARANCE OPTIONS							
Stainless Steel Rubrail, Black	O	O	O	O	O	O	O
Stainless Steel Rubrail, White	O	O	O	O	O	O	O
LED Docking Lights	NA	O	O	O	O	O	O
Underwater Transom Lighting w/ Strobe Feature	O	O	O	O	O	O	O
TOWERS							
ProEdge Tower, Black w/ Swivel Board Racks, 4 Spin Speakers & Bimini	S	NA	NA	NA	NA	NA	NA
S-Bend Tower, Black w/ Swivel Board Racks, 4 Spin Speakers & Bimini	NA	S	S	S	S	S	S
CANVAS OPTIONS							
Logo Cover - (Charcoal)	O	O	O	O	O	O	O
Tonneau Cover - (Black)	O	O	O	O	O	O	O
Cockpit and Tonneau Cover - (Black)	O	O	O	O	O	O	O
Bimini Top - (Black)	S	S	S	S	S	S	S
Z5 Cargo Bimini - (Black)	NA	O	O	O	O	O	O

* Includes Subwoofer, Dual Battery w/ On-Board Charger, Custom Swim Platform Nonskid, Underwater Lights, 18" Premium Wheels and Spare, 2 Tone Trailer Fender Upgrade, Illuminated Laser Cut Steps, Aluminum Step Plate, Surface Mount Clear LEDs, Transom Steps & Transom Straps

	SA350, 450, 550	Sunsport 21V	Sunsport 22V	Sunsport 242	Launch 21V	Launch 22V	Launch 242
ENGINE AND DRIVE SYSTEMS							
Indmar Assault™ 345 HP 5.7 L MPI Engine w/ CAT ETX w/ Zero Off & Surf	S-SA350	S	S	S	S	S	S
Indmar Assault™ 450 HP LS3 6.2 L MPI Engine w/ CAT ETX w/ Zero Off	S-SA450	O	O	O	O	O	O
Indmar Assault™ 550 HP LSA 6.2 L MPI Engine w/ Supercharger w/ Zero Off	S-SA550	NA	NA	O	NA	NA	O
Fuel Pump In-Tank	S	S	S	S	S	S	S
Quick-Change Oil Drain	S	S	S	S	S	S	S
Remote Oil Filter (V-drives only)	S	S	S	S	S	S	S
Indmar Stainless Steel Tuned Mufflers	S	S	S	S	S	S	S
Aquamet® Stainless Steel Shaft	S	S	S	S	S	S	S
Teleflex® Tournament Controls - Drive by Wire Shifter	S	S	S	S	S	S	S
Rack and Pinion Steering	S	S	S	S	S	S	S
Precision Rudder	S	S	S	S	S	S	S
Flush Kit	O	O	O	O	O	O	O
Fresh Water Cooling System for Salt Water (available on 345HP only)	O	O	O	O	O	O	O
Water Strainer	O	O	O	O	O	O	O
PERFORMANCE							
Zero Off GPS Cruise Control	S	S	S	S	S	S	S
Smartplate Technology - Automatic Multisport Wake Plate	S	S	S	S	S	S	S
Liquid Lead Ballast w/ 3 Tanks (1 front, 2 rear)	S	NA	NA	NA	NA	NA	NA
Flex Ballast w/ 3 Bags (1 front, 2 rear), Plus Front Tank for Launch 242	NA	S	S	S	S	S	S
Liquid Lead Flex Ballast - 3 Tanks w/ 3 Add-On bags (1 front, 2 rear)	O	NA	NA	NA	NA	NA	NA
Retractable Swivel-Head Pylon	S	S	S	S	S	S	S
Dual Tracking Fins	NA	S	S	S	S	S	S
Dual Dorsal Tracking Fins	S	NA	NA	NA	NA	NA	NA
4-Blade Prop OJ Fusion (14.25 x 14.5) General Performance	S	S	S	S	S	S	S
Opt 4-Blade Props: Acme 537 General, Acme 1235 Wake or OJ XMP Wake	O	O	O	O	O	O	O
AUDIO/VIDEO OPTIONS							
Clarion AM/FM CD, USB, Dual Aux-inputs, Remote (s), Sirius Ready*	S	S	S	S	S	S	S
Package B (Subwoofer w/ Enclosure & 5-Channel Amp Upgrade)**	O	O	O	O	O	O	O
Audio LCD Display Remote - On Dash	S	S	S	S	S	S	S
Audio LCD Display Remote - In Cockpit Speaker Box	S	NA	S	S	NA	S	S
Audio LCD Display Remote - Transom Location	O	O	O	O	O	O	O
Sirius Satellite Radio System w/ 6 Month Subscription	O	O	O	O	O	O	O
Dual Battery w/ Charger Option	O	O	O	O	O	O	O
TRAILER OPTIONS							
Tandem Torsion Axle Trailer w/ Alloy Wheels and Disc Brakes on both axles	S	S	S	S	S	S	S
Color-Matched Bolt-On Fenders	S	S	S	S	S	S	S
Self-latching hitch ball actuator	S	S	S	S	S	S	S
Fulton F2 Trailer Jack	S	S	S	S	S	S	S
7-way Round Tow Vehicle Plug	S	S	S	S	S	S	S
Spare Tire Mount	S	S	S	S	S	S	S
Removable Guide Poles	S	S	S	S	S	S	S
Trailer Prop Guard w/ Rollers	S	S	S	S	S	S	S
Galvanized Frame	O	O	O	O	O	O	O

* Includes (6) Polk Audio Speakers & 4 Polk Audio Spin Tower Speakers, 4 Channel and 2 Channel Polk Audio Amplifiers **Dual Batteries with Charger Recommended

Skier's Choice reserves the right to change model line specifications, equipment, color schemes and pricing at any time without notice or incurring obligations. It is the Dealer's responsibility to adhere to all State and Local regulations and laws governing minimum requirements needed on each boat, such as trailer brakes, kill switches, and other safety equipment.

Safety

Skier's Choice encourages all boating participants to learn and follow safe boating practices. There are risks associated with boating and water sports activities. Be mindful of the risks, familiarize yourself with the environment, know your limits, and conduct yourself accordingly. Read your Owner's Manual and comply with all warnings.

For additional safety information, please visit the US Coast Guard Auxiliary at www.cgauuxed.org or the Water Sports Industry Association at www.wsia.net.

Thank You

Building a catalog is like building a strong relationship. The initial idea or meeting is easy, it's the team work and follow through that make the difference. We had an awesome team to work with on the 2013 Supra Boats catalog. We would like to sincerely thank difference makers like Tom King Photography, Jeff Phillips, Devon Uderitz, Elizabeth Carollo, the Tinker Family, Roger Lowery, Ryan Lewis, Chis Phillips, Shane Stillman, Bill Fuller, Lee Wadsworth and Janie Denning.